

More time in the garden?
MAKE IT SPECIAL

Garden ideas
pick your style
.....

Colours to
enhance any project
.....

Tips to make that
final choice





LONG RAKE SPAR
Specialist Decorative Aggregates



CONTENTS

3 **LONG RAKE SPAR**
Learn about the business, our Natural Selection and our services.

5 **MAKE THE RIGHT CHOICE**
Key considerations when choosing your products.

7 **PLATINUM COLLECTION**
An exclusive range carefully chosen for around the garden.

13 **WELSH SLATE**
A recycled product from the roofing industry and a garden favourite.

17 **GRAVELS & CHIPPINGS**
Fine grade materials ideal for many areas including driveways, paths and borders.

23 **PEBBLES & COBBLES**
Rounded stones used to create attractive features and combinations in all environments.

29 **ROCKERY & BOULDERS**
Create a dramatic focal point, add impact and scale to any project.

35 **DASHINGS**
A selection of bespoke blends and traditional colours for house renders.

37 **ALPINE IN THE HOME**
Creative use of our dashing products to keep those little ones entertained.

39 **ANCILLARY PRODUCTS**
A variety of essential materials for other applications around the home.

41 **PRODUCT DATA**



5



23



37



39



Long Rake Spar is a family run business that has been sourcing a selection of quality decorative and industrial aggregates from quarries in the United Kingdom and around the world, for over 150 years.



Our strategically positioned ports and processing facilities not only wash, grade and package material to a superior standard, they also help to dramatically lower our carbon emissions. This reduces the number of lorry movements on the UK road network and efficiently services our customers around the country.

Together we bring you the Natural Selection, the most comprehensive range of decorative aggregates on the market. Landscape architects, garden designers, contractors and enthusiastic DIYers rely on it to transform UK gardens and bring landscapes to life.



The Natural Selection Brochure is our way of showing you the extent of the products available.

While doing so, we're hoping this edition will give you extra insight into making the right choice with tips on product suitability, inspirational garden design ideas and data to help you quantify your project.

However, if you are left with more questions there are more places to turn.

All our stockist partners have access to information boards which can be reviewed in their branches. These have wet and dry photos of our products and details on suitability.

Many will have access to display stands which conveniently show samples of our products alongside each other.

Most stockists will be able to provide you a small sample of material to take home, to ensure you're picking the right look.

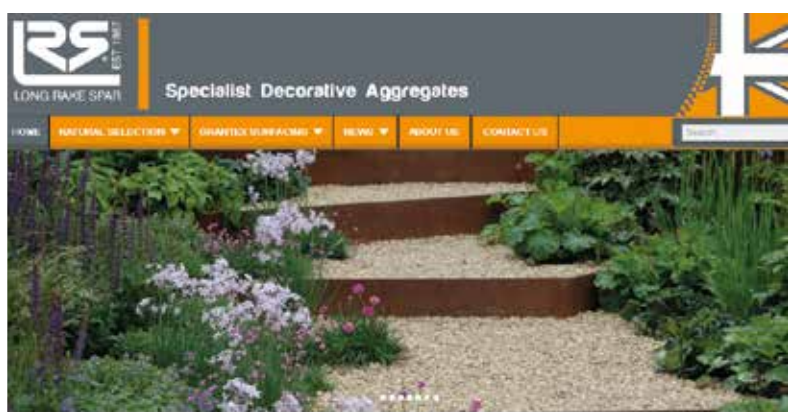
If you're struggling to find your local stockist and product information, please visit our website:

longrakespar.co.uk

Here you have access to a number of helpful tools including:

- Find a stockist
- Gravel calculators
- Case studies
- News articles
- Technical data
- Direct enquiry email details

There are also details on our sister company 'Grantex Surfacing' who supply aggregates for resin bound applications.



Welcome to Long Rake Spar
Long Rake Spar is home to **Natural Selection** and **Grantex**. Long Rake Spar is proud to have been supplying decorative aggregates for over 153 years!

Natural Selection offers a wide range of decorative aggregates, including exclusive lines of Natural Selection to our Merchants.



MAKE THE RIGHT CHOICE

With such a large range of decorative aggregates on offer, it is important you choose the right one, or a combination that suits your needs. Many questions can be answered via the product information on pages 41-50, but what else do we need to consider?

What is the application?

Driveways – Hard Angular 14-20mm chippings are suggested. Granite, Flint, Basalt or Quartz are ideal.

Angular stone knits together better, rounded materials easily get displaced.

Less than 14mm is likely to get stuck in tyres, greater than 20mm will increase tyre wear.

Darker tones will weather better and will not discolour to the same extent.

Excellent fits – Graphite & Green Granite.



Pathways – Hard Angular 10-20mm chippings are suggested.

Harder materials are best, without vehicles Dolomites are ideal.

Angular over rounded stone is still preferred due to displacement and ease of walking.

Size can be as little as 10mm before it starts getting caught in shoe treads. Larger than 20mm will be more difficult to walk over.

Like driveways, darker tones will not discolour as much.

Excellent fits – Black Ice & Red Granite.



Water Features & Ponds – Firstly, does your water feature include fish?

If so, avoid all types of Marble, Dolomites and Limestones. They are not fish friendly.

Any shape of aggregate can be used, depending on the look you are hoping for. However, rounded products reduce the risk of puncturing pond membranes.

Many aggregates look more vivid when wet. Wet & Dry swatch photos for all materials are available from page 41.



Raised Beds & Borders – With no traffic, all the products can be successfully used in such areas. But here's some handy tips:

Consider scale. The best beds and borders often use a combination of aggregates, pebbles, cobbles and boulders.

Consider the sun. Shaded areas can be lifted with the lighter colour options, but the same product in a bright area can easily glare. This is the place to revert to the darker tones.

Pick a style – Traditional or Modern?

Deciding on a look is so crucial to product selection. We have shown garden creation ideas in both traditional and contemporary settings throughout, but here's a guide –

Whites, Blues and Greys really work well in contemporary designs as most of these colours will feature in the surrounding materials such as paving, pots and fence paints.

Creams, Yellows, Beiges and Browns tend to be more suited to the traditional garden, while Reds always look stunning against the Mediterranean terracotta courtyard.

Darker Greys and the subtle Slate shades are the classic all rounder, blending easily into both a traditional and contemporary setting.

Any other handy hints?

Do sizes and colours vary? Aggregates are natural products so variation may occur due to source and processing variables. Images can mislead due to weather conditions at the time. Always review a product sample where possible.

How much aggregate do I need? Quantity calculators can be found on page 50 and at longrakespar.co.uk.

Trees in your garden? Leaves will discolour lighter stone colours. Regularly maintain and choose a darker toned aggregate.

My area has a slope? Anything steeper than 1:20 can cause displacement. Consider stabilising grids. 10-20mm aggregate normally performs better, but please follow manufactures guidelines.

How do I prevent weeds? Weed membranes under your aggregate are recommended.



APRICOT is rounded quartzite with subtle shades of yellow, cream and grey which blend together with their surroundings to create a beautiful traditional garden space. Apricot is complemented here with Rainbow Cobbles in the foreground and Scottish Cobbles to the rear.

Secret Garden...

PLATINUM COLLECTION

EXCLUSIVE : INSPIRATIONAL

The Platinum Collection is a series of high quality aggregates, pebbles and cobbles that are exclusive to Long Rake Spar. Alone or combined with other products, they give any outdoor space the premium feel of an award winning garden with their on trend colour tones.

Platinum has thirteen stunning products, all shown in garden settings within this section.

◀ **APRICOT** is a 14-22mm rounded quartzite with tones of yellow, cream and grey. Look for Rainbow Cobbles on page 25 for a similar shade on a larger scale.

▶ **FLAMINGO PEBBLES**™ are a 20-50mm mixture of white, pink and grey marbles which are slightly rounded in shape. Within the Platinum Collection it's complemented with the matching Flamingo 14-20mm angular chipping, see page 11. Both are perfect to emphasise pink and purple planting.

▼ **BLACK ICE**™ is a blend of light grey marble and black basalt. The combination of the two materials gives Black Ice a modern feel compared to the many single coloured grey stones available. Ebony pebbles and cobbles are an excellent add on.

For more product details and colour swatches please see page 41.



RELAX...
...in style



The Platinum Collection is a huge favourite for Garden Designers and is seen at many of the popular Garden Exhibitions all over the country. Here's just two of the ranges being used in a clean minimalist style in amazing garden sets.

▶ **ICE BLUE™** is a 10-20mm angular Marble chipping with very subtle colour tones, which are in the stone itself. Within the Platinum Collection is the accompanying Ice Blue Rock (bottom right) which is approximately 4 times the size. These cool blue and grey shades have been the fashion for many years, with no real sign of that changing.

▶ **WHITE COBBLES** (below) demonstrates that decorative aggregates are ideal for making a statement. The rounded 40-90mm white dolomite makes a striking contrast to the angular features in this contemporary setting.

For more product details see page 41.



AWE-inspiring...



SOMETIMES...
...less is more

▲ **WHITE PEBBLES** at 20-40mm are the smaller brother of the Cobble, but are no less impressive when used to contrast their surroundings. Above, they are used as the visual break between horizontal and vertical planes. White Pebbles and Cobbles are a firm favourite for any garden water feature.

▶ **POLAR WHITE** drops the scale of white dolomite even further. This angular version knits together for larger areas and is available in both grades 8-11mm and 14-20mm. It's used in a random sprawling path (right) with the White Cobbles creating the visual breaks.



▶ **ICE BLUE ROCKS** TM are the larger scale matching product to the Ice Blue chippings. The larger angular marble pieces that range from 50-70mm work well in raised beds and when bordering the equivalent chippings.



For more product details and colour swatches please see page 41.



As well as style, the Platinum Collection delivers amazing colour combinations across the range.

◀ **FLAMINGO**™ is the matching 14-20mm angular marble to the more rounded Flamingo Pebbles, making it a better alternative for trafficked areas. It's been used (left) as a contrast to the paving colours, with the pink element of Flamingo pulling the two back together. Flamingo can also be seen (right), with Onyx and Polar White, all from the Platinum Collection.



◀ **POLAR ICE**™ completes the grey tones in the Platinum Collection and is a blend of grey marbles and white dolomite. Available in 14-20mm the angular material is one of the best selling ranges within the collection. Polar Ice is shown with Silver Grey Boulders which complement each other perfectly.

For more product details and colour swatches please see page 41.

UNIQUELY YOURS...



A place to unwind...



▲ **ONYX** is a premium alternative to the traditional Cotswold decorative aggregate. Onyx is a 15-20mm angular marble which is much harder wearing than its traditional counterpart. Seen with Flamingo, Polar White and Blue Slate for demarcation.

▶ **SUNSET RED** is a buff marble and red porphyry mixed product. It's an angular 14-20mm blend, which does create quite a unique look. Products like Rainbow Cobbles, Rainbow Boulders and Red Sandstone Rockery all allow you to build with the same vivid colour pallet.

◀ **TUSCAN SUNRISE** is a new product in 2021. It continues the trend to blend materials in the Platinum Collection. The mix of 10-20mm angular buff marble and white dolomite means it's bright and works beautifully in a garden full of terracotta.

For more product details and colour swatches please see page 41.



A photograph of a garden featuring a stone path and a small pond. The path is made of large, flat, grey stone slabs, some of which are stacked to form a low wall or border. The pond is filled with water and surrounded by various plants, including tall green grasses and purple flowers. In the background, there is a brick building with a window that has a green frame. The overall scene is lush and well-maintained.

Timeless Classic

Every year we supply thousands
of tonnes of premium Welsh Slate
into the domestic market

WELSH SLATE

QUALITY : REFINED

Our range of premium Welsh Slate is ideal for using on paths and planting beds. Slate has a flexibility to create amazing spaces both with a traditional and a contemporary twist. Slates are a by-product of the roofing industry and in its smaller grades helps to alleviate water evaporation in plant areas.

Welsh Slate has a variety of colour options due to its localised origin.

▶ **CHARCOAL SLATE** is the darkest of the shades. Shown (right) at a garden exhibition. Even as the darkest of the slate shades, the designer has used it here as a mid tone to blend the planting and the modern graphite vertical features.



◀ **BLUE SLATE** is pictured (left) in a complete garden makeover. This design really shows you the scope of the material. The finest grade 20mm has been used for the largest area and Blue Slate Rockery has been expertly placed to create the pond feature. The bridge is created from a bespoke piece of slate that just adds the finishing touch to this space.



▶ **PLUM SLATE** shown (right), has been a best selling aggregate for many years, due to the versatility of the colour tone. Here it really complements the purple and lilacs of the flowers in the raised bed.

▶ **GREEN SLATE** is probably the easiest shade to differentiate from the other three. Pictured (right) with Blue Slate rockery interspersed in the Green grade 40mm, you can clearly see the contrast across the two different material colours.



To help with identification on this most subtle colour palette, all products can be seen wet and dry in the product data on page 41.

GARDEN FINESSE...

Plum Slate Paddlestones make an ideal layer in any contemporary water feature. It's a fish friendly product and aesthetically works with many of the Porcelain paving products that are currently so fashionable.



▶ **SIZE OPTIONS** vary across the colour pallet. The easiest elements to explain are the smaller grades of 20mm and 40mm. They are available across all four colour options.

Plum Slate has further sizes available called 'Paddlestones'. Shown (left and right) they measure approximately 50-100mm.

The 'Celtic Paddlestones' are the larger random pieces, (top right) which begin at 100mm and can easily reach 300mm. Celtic Paddlestones are predominantly a Plum shade, but this can vary and is described as a mixed colour.

Finally Welsh Slate does have Rockery options. For these details please see the Rockery & Boulders section on page 29.

Slate is such a versatile material and suits a wide range of garden styles from cottage to formal, from urban to wildlife friendly and everything in between. Below are some great examples:

◀ **BLUE SLATE** grade 40mm shown (far left), sitting alongside White Pebbles in a clean modern low maintenance garden design.

◀ **BLUE SLATE** grade 20mm shown (left) with Silver Grey Granite chippings at a garden exhibition. Taking the combination of traditional and contemporary gardens quite literally.

▶ **BLUE SLATE** grade 20mm shown (right), in a traditional garden showing the way it complements terracotta garden features.

◀ **CHARCOAL SLATE** grade 40mm shown (left), with the contemporary twist of using White Cobbles as features and perimeter demarcation.



GOLDEN FLINT combined with Scottish Pebbles to add variety to the large aggregate space. All works perfectly with a Slate monolith feature with Cambrian Boulders and Tweed Cobbles to bring the scale back into context with the smaller gravels.

Make a Statement

GRAVEL & CHIPPINGS

PRACTICAL : ORNATE

While our Platinum Collection contains many premium chippings, we also have the Gravel & Chipping section which has another sixteen different materials to choose from. The initial three are the most neutral tones that will complement almost any surroundings.

◀ **GOLDEN FLINT** is an angular mixture of buff, brown and grey tones. It's available in three grades 10, 14 and 20mm.

▶ **YORKSHIRE CREAM** is also flint shingle but with not as much contrast as Golden Flint. It's available in two grades, 10 and 20mm.

▼ **HERITAGE QUARTZ** has the material type in its name. It complements so many neutral UK building stones. It's available in three grades, 10, 14 and 20mm.



At one with nature...





▶ **STAFFORDSHIRE PINK** is a quartzite with mild pink and brown tones. Shown left in a beautiful traditional garden setting. It's available in two grades 14 and 20mm.

▶ **RED GRANITE** is probably the most consistent red shade within the offer. It's available in three grades 10, 14 and 20mm.

▶ **COTSWOLD** (far right) is the traditional limestone from the region. In grades 4-10 and 10-20mm, it will always be a favourite for traditional gardens.

▶ **SALMON PINK GRANITE** used perfectly as a driveway border (right), has a black speckle alongside the pink tone. This hard wearing granite makes it an ideal choice for driveways and paths. It's available in grades 14 and 20mm.



▶ **MOONSTONE** (left) is an angular cream and brown mixture. Available in grade 10-20mm, it's an excellent choice for a driveway.

▶ **PEA GRAVEL** is a mixed colour rounded quartzite. Available in 10, 14 & 20mm.

▶ **DERBYSHIRE GOLD** is limestone, similar to Cotswold, but with a fuller bodied yellow tone. Available in an angular 10-20mm.





PEA GRAVEL is a traditional and economical solution, but with the right kind of dressing, here with Slate, Scottish Pebbles and Cotswold Rockery, can still create a stunning outdoor space.

Mix & Match

Greys can be traditional



▶ **BLACK BASALT** is probably the darkest material in this section, especially when wet. Like granite, basalt is strong and hard wearing. Available in grades 10, 14 and 20mm Black Basalt is another good choice for driveways. It's shown (left) used in a totally modern format.

▶ **GRAPHITE GRANITE** is used (right) in a striking exhibition garden with blue slate, a variety of cobbles and boulders. Like the other granite options, at grade 14mm it's suitable for all applications around the home.



▶ **SILVER GREY GRANITE** is very similar to Graphite Granite, but has a slightly lighter tone. It's available in a grade 14mm chipping. Shown (left) with Silver Grey Boulders, which are a lighter shade again.

For more product details see page 41.

▶ **GREEN GRANITE** is a traditional hard wearing product. It easily fits with modern or conventional designs. Being a hard granite and available in grades 14 and 20mm, it ticks all the application boxes. It also has matching rockery (see page 32) for the complete garden makeover.



◀ **WHITE LIMESTONE** with a monotone light grey colour would normally be associated with contemporary design. The beautiful front garden shows that this popular tone can create any style. White Limestone is available in 10, 14 and 20mm grades and the Longstone Rockery is a perfect match (see page 32).



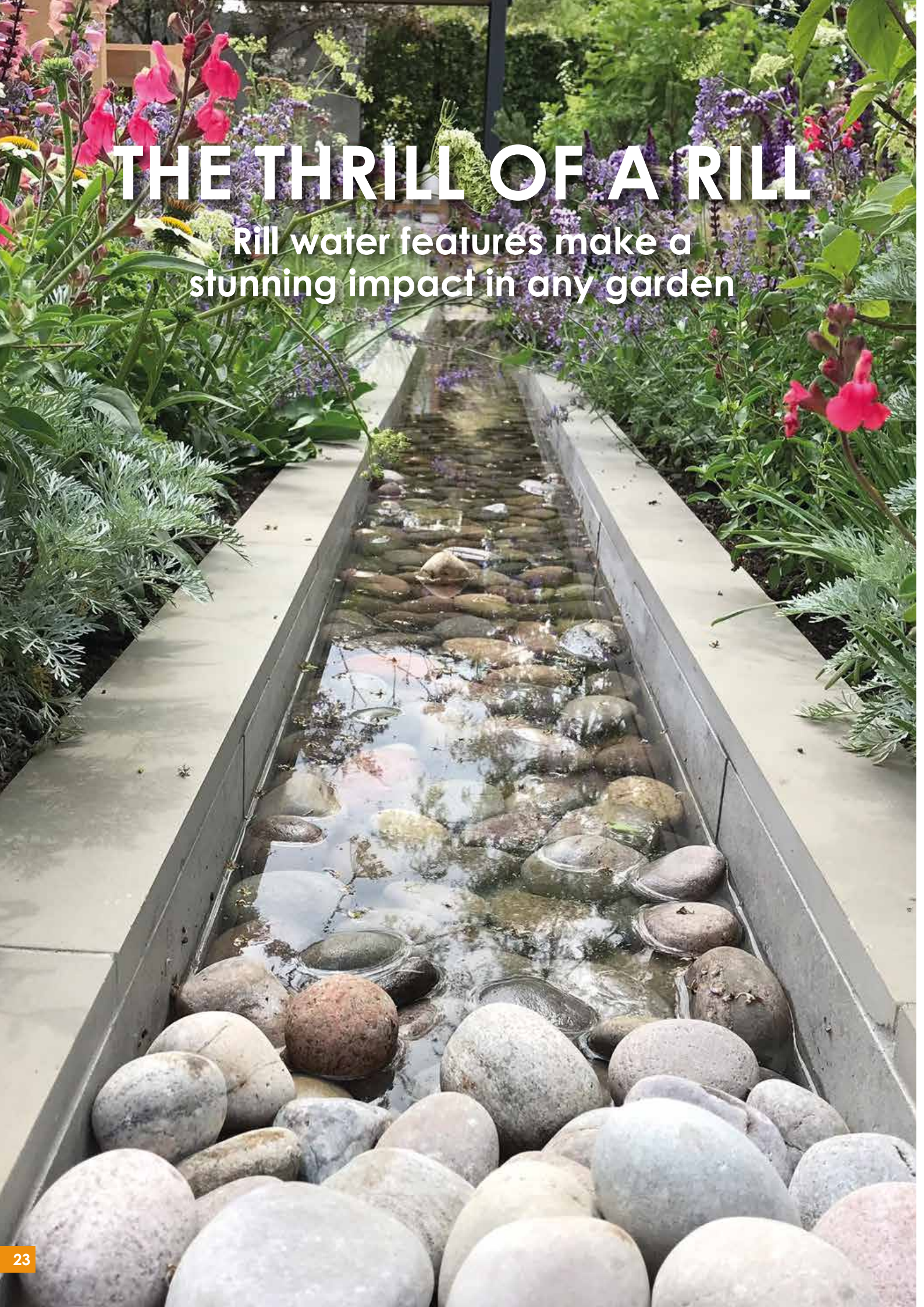
▶ **MULTI MIX**™ is a blend of white, red, grey and black materials. Its small grades of 3-8mm and 8-11mm make it particularly suited for alpine gardens, rockeries, decorative borders or pot toppers.

A SLEEK LOOK...
...defining the boundaries



THE THRILL OF A RILL

Rill water features make a stunning impact in any garden



PEBBLES & COBBLES

SCULPTURED : ROUNDED

While the other sections in this brochure have inspired your aggregate choice, Pebbles and Cobbles is about ensuring you choose the correct accompanying products for your design. But first things first, what's the difference between a Pebble and a Cobble?

Material size or 'grading' is the defining factor. A 'Pebble' can be as small as 8-14mm (right). By definition this is just as small as products in the Gravel & Chippings' section. But here they are rounded rather than angular. Products continue to be called a Pebble up to approximately 50mm. Anything larger is a 'Cobble', and these increase in size to as high as 120mm. Larger again can be found in the Rockery and Boulders section. All Pebbles and Cobbles have a range in size rather than a single grade.


▶ **SCOTTISH PEBBLES** have the largest range of available sizes – 8-14mm, 14-20mm, 20-30mm and 30-50mm.

◀ **SCOTTISH COBBLES** shown in this superb shallow water rill feature are 50-75mm.

▼ **DOVE GREY PEBBLES** are a subtle mix of blues and greys and are available in the smaller grade 8-16mm, making them ideal for borders and raised beds.



Make an entrance



▶ **EBONY PEBBLES** are a rounded black basalt similar to the angular version in the gravel and chippings section. Like the chipping they are a monotone shade and have a very high contrast when wet, turning into a very dark black. They are available in two sizes, 15-30mm and the larger 30-60mm, which is on the verge of being a 'Cobble'. A larger size Ebony Cobbles are also available (below right).



◀ **OCEAN BLUE PEBBLES** when dry are not dissimilar in shade to Dove Grey Pebbles. When wet (left), the result is a three toned product with blues, whites and a hint of brown. It's shown with accompanying Scottish Cobbles and Boulders. Ocean Blue is available in grades 14 and 20mm.

▶ **EBONY COBBLES** are the big brother of the Ebony Pebbles, measuring 60-120mm in size. Pictured (right), they've been used in a Gabion wire crate with White Cobbles from the Platinum Collection to make an incredible visual contrast in the vertical plane.



The next three products in Pebbles and Cobbles are materials with a distinct colour contrast, in some instances within the same individual piece.

◀ **RAINBOW COBBLES** are 40-90mm in size and complement many of the cream, buff and orange toned aggregates. They're pictured (far left) with Apricot from the Platinum Collection. Rainbow Cobbles also have a matching Boulder for greater scale.

◀ **MEDITERRANEAN COBBLES** are a mixture of tan, grey and white colours which means they contrast and complement many of the aggregates at the same time. They're 60-120mm in size.

▶ **OYSTER PEBBLES** are a naturally tumbled beach shingle which provide random tones of greys and browns. They are available in three grades 10, 20 and 40mm.



Scottish or Tweed?



Scottish and Tweed 'Pebbles and Cobbles' are a series of products that offer similar characteristics, which, to the untrained eye can be difficult to differentiate.

So, what is the difference between Scottish and Tweed?

Scottish are the premium Granite product where Tweed is Quartzite and is the value alternative.

Scottish tends to be better graded, rounded and more consistent in shape. Tweed are more likely to have mis-shaped, chipped and broken units within the product mix. While both are a mixed coloured product, Scottish tends have more colour variation, where Tweed are primarily a mix of brown tones.

As the premium product, Scottish has more size options available than Tweed.

Scottish grades and sizes can be seen on page 24, whereas Tweed Pebbles have a single 20-40mm grade and Tweed Cobbles are 40-90mm in size.

So which to choose?

▶ **SCOTTISH PEBBLES & COBBLES** we'd always recommend in aesthetic settings, with examples (right) in designer beds and (far right) in a gabion, defining different areas in the garden.

◀ **TWEED PEBBLES & COBBLES** are ideal where the broken pieces are less of an issue, such as a naturally flowing design and the base of a water feature or a pond.

The Platinum Collection contains four exclusive products that would normally be defined as 'Pebbles & Cobbles':

- Flamingo Pebbles (page 8)
- White Cobbles (page 9)
- White Pebbles (page 10)
- Ice Blue Rock (page 10)

Their Product Data can be seen on pages 41 and 42.

Tweed or Scottish?

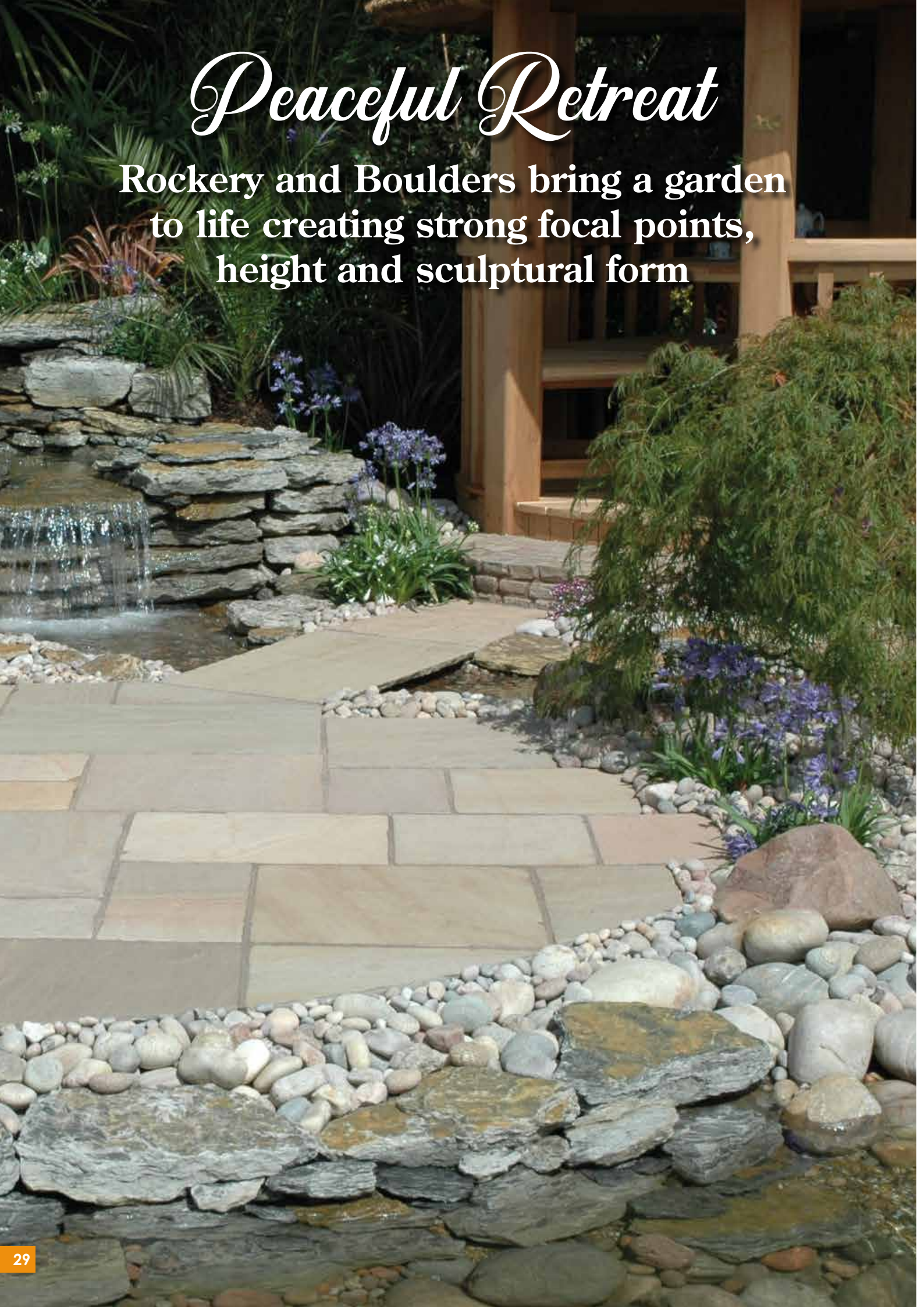


A Collage of Colour



Peaceful Retreat

Rockery and Boulders bring a garden to life creating strong focal points, height and sculptural form



ROCKERY & BOULDERS

CREATIVE : STRUCTURAL

While chippings provide an excellent ground coverage and cobbles form a size contrast, rockery and boulders create the complete structure for your garden for many of the other plants and materials to surround. The shape of the angular rockery and rounded boulders can be used as a visual contrast to your alternative shaped smaller units, or to reinforce a total theme.


With a complete section dedicated to Premium Welsh Slate, it's a must to have both matching and contrasting shades of the same material. All Slate Rockery pieces are on average 250mm.

▶ **RUSTIC SLATE ROCKERY** is the contrasting option with distinct brown tones giving it an aged and authentic appearance. Shown (right) with Green Slate Grade 20mm and well placed heathers.

◀ **GREEN SLATE ROCKERY** comes from the same source as the 20 and 40mm chippings. Shown (left) with contrasting Scottish Pebbles and Cobbles.

▶ **PLUM SLATE ROCKERY** is also an exact colour match to the aggregates. Shown (right) with bespoke larger pieces to create a stunning break in the countryside.

▼ **BLUE SLATE ROCKERY** is the final matching slate colour. This product can also be seen on the front cover.





Angular Rockery isn't restricted to Slate. The range has many different stone types and colour shades available.

They do all share a size commonality, with all rockery being an average of 250mm.


◀ **RED SANDSTONE ROCKERY** is shown (left) acting as the visual barrier to the pond perimeter. Used in this design they create a more graded and sheltered access to the watercourse for wildlife and birds.

▼ **COTSWOLD ROCKERY** is the matching product to the ever popular Cotswold chippings, see page 19. Cotswold has been used as a visual break leading to the pond edge and complements the aesthetics of the natural retaining wall at the rear. Rather than using the matching Cotswold chipping, 8-14mm Scottish Pebbles have been used on the surrounding pathway to supply a contrasting texture.

COTSWOLD is one of the highest selling stone types across the United Kingdom.



Country Living



YORKSTONE ROCKERY has been submerged into the water feature almost like sunken stepping stones. The same stone has been used as a feature at pavement level in the rear to contain the water rill that feeds the feature

Natural Beauty

▲ **YORKSTONE ROCKERY** is a Gritstone with buff and brown tones.

▶ **GREEN GRANITE ROCKERY** is one of the hardest stone types. It's an excellent complementary tone to evergreen bushes and shrubs.

▼ **LONGSTONE ROCKERY** is the matching product to White Limestone chippings, see page 22. It's shown (below) in gabion baskets.





Boulder size tends to begin where the equivalent Cobble sizes finish, at 150mm.

▶ **WHITE BOULDERS** are on average 250mm in size. Like all white material they're dolomite and they match the Platinum White Pebbles and Cobbles. The picture (left) shows them with Polar Ice chippings.

▶ **TUMBLER SANDSTONE** pieces, (top left) are randomly sized and coloured pieces, around 200-300mm in plan size and approximately 50mm thick. These make a perfect garden stepping stone.



▶ **SCOTTISH BOULDERS** have the widest range of sizes, starting at a very small 100-200mm (almost a Cobble). However with 300-500 and 500-700mm being available, the range of Scottish units through pebbles, cobbles and boulders has a total of eight alternatives.

▶ **SILVER GREY BOULDERS** are a 200-300mm rounded granite, similar to Silver Grey Granite, also shown (left) with White Pebbles.



▶ **CAMBRIAN BOULDERS** are one of our hardest stone types. Pieces are on average 250mm, shown (left) with Tweed Cobbles.

▶ **RAINBOW BOULDERS** have been seen in previous categories in smaller sizes. The boulders are 150-250mm on average, shown (right) with White Pebbles.

▶ **RED LAGUNA BOULDERS** (far right) are quartzite with red, pink and grey tones. They also have distinctive white veining. They're a perfect match for plants with purple leaves. Available in 200-300mm.


▶ **ANGEL WHIRLPOOL**

BOULDERS shown (right) with Green Slate are a veined quartzite which are approximately 200-300mm. The white and green combination means they work well with aggregates of similar shades.

For more product details see page 41.

A FENCE...

...with a difference



Aggregates... *...in the sky*

DASHING PRODUCTS are sourced and blended to complement all masonry colour options around the United Kingdom.

DASHINGS

EXTERNAL WALL FINISHES

Dashings are a functional way to weatherproof your property. With a large selection of colours available they are perfect for new build projects or small renovations to give life to unsightly older walls and to amalgamate extensions. You'll find some common aggregate names here that appear in other sections.

All dashing products are supplied on pallets of 25kg bags to your stockist. A 25kg bag will cover approximately 2m² of wall area.

While dashing aggregates have a practical use, with their fine particle size they can also be used creatively around the home.

They really help to give house plants that extra splash of colour that lasts all year round.

See page 37 for more details.



ASHTON CREAM



CANTERBURY SPAR



GOLDEN FLINT



HARVEST



BLACK & WHITE



DERBYSHIRE SPAR



BARLEY CORN



ICE BLUE



POLAR WHITE

Step into a miniature world



A **TERRARIUM** is an enclosed glass container which displays slow growing house plants; a perfect way to bring nature and art together! This is a great activity to keep you and your little gardeners entertained, whatever the weather!



STEP 1 – Here's the Shopping List:

- Glass containers
- Long Rake Spar Pebbles
- Long Rake Spar Dashing
- Compost
- A variety of house plants

◀ STEP 2 – Pick a Container

This will depend on your plant choice and budget. Any diminutive plants such as moss or ferns should be in an enclosed environment so your glass container should have a lid or be an enclosed fish bowl shape. This helps create an eco-system which can sustain itself. If succulent plants are your thing, you will need an open sided terrarium for ventilation. If you are improvising, something as simple as a jam jar would work.

◀ STEP 3 – Aggregate Layers

Place a layer of Pebbles at the bottom of your container. Then add a layer of dashing onto the Pebbles to create a flat bed. Think about colour contrasts between the pebbles and dashing for that unique look.



► **STEP 4 – Compost & Plants**

Making sure you add compost which is compatible with your chosen house plant, add the compost, making sure there is enough to accommodate the roots of your chosen plants. You may need to do a touch of root pruning. Now with a spoon, dig a hole and place your plant into this.



► **STEP 5 - Final Dashing Layer**

Complete the jar by adding a top layer of some colourful dashing. This helps to keep the moisture in and your plants hydrated. Now you can let the imagination go wild and add in some small toys such as trinkets and figurines.



Your miniature world is complete.



Finished off in style



▲ **GOLDPATH** is a self binding gravel. It creates stunning pathways with a cost effective and durable textured surface. Ideal for rural footpaths and parks. Available in bulk bags and loose loads.

▼ **HORTICULTURAL GRIT** is ideal to mix with the soil to provide extra drainage and open up the ground structure. At 2-4mm it's also ideal for pots, and alpine planting. Available in bulk and 20kg bags.



ANCILLARY PRODUCTS

FINISHING TOUCHES

There are a number of products available from Long Rake Spar that traditionally are used around the garden. You wouldn't describe them as decorative aggregates, but they're essential all the same.



▲ **WOODLAND BARK** creates a rustic and natural look for pathways and borders. It suppresses weed growth, protects roots from frost and holds moisture for longer. Available in 50L bags and bulk bags.

▲ **TOP SOIL** is the uppermost layer of soil, which is high in nutrients and organic matter. It can be used for making new beds, borders or a base for lawns. Available in 25L bags and bulk bags.

▼ **PLAY PIT SAND** is a soft fine silica sand, perfect for play areas, where a safe stain free surface is required. It is British Standard compliant in 20kg bags. Also available as Leisure Sand in bulk bags.

▼ **KILN DRIED SAND** is a very fine sand that contains no moisture. It's used to fill or top up the joints of block paving and some paving slabs. Available in 25kg bags only.



PRODUCT DATA

PLATINUM COLLECTION

ICON GUIDELINES

Products are listed with suitability icons, these are explained below:



This product is fish friendly which means it is suitable for aquatic use.



This product is recycled or a bi-product from other industries.



This product is suitable for driveways with domestic vehicles.



This product is supplied washed.

APRICOT

Rock Type - Quartz

Size - 14-22mm



Available in:
Bulk Bags, Poly Bags, Loose



BLACK ICE™

Rock Type - Basalt/Marble

Size - 14-20mm



Available in:
Bulk Bags, Poly Bags, Loose



FLAMINGO™

Rock Type - Marble

Size - 14-20mm



Available in:
Bulk Bags, Poly Bags, Loose



FLAMINGO PEBBLES™

Rock Type - Marble

Size - 20-50mm



Available in:
Bulk Bags, Poly Bags, Loose



ICE BLUE™

Rock Type - Marble

Size - 10-20mm



Available in:
Bulk Bags, Poly Bags, Loose



ICE BLUE ROCK™

Rock Type - Marble

Size - 50-70mm



Available in:
Bulk Bags, Poly Bags, Loose



ONYX

Rock Type - Marble

Size - 15-20mm



Available in:
Bulk Bags, Poly Bags, Loose



POLAR ICE™

Rock Type - Dolomite/Marble

Size - 14-20mm



Available in:
Bulk Bags, Poly Bags, Loose



POLAR WHITE

Rock Type - Dolomite

Size - 8-11, 20mm



Available in:
Bulk Bags, Poly Bags, Loose



SUNSET RED

Rock Type - Marble/Porphry

Size - 14-20mm



Available in:
Bulk Bags, Poly Bags, Loose



TUSCAN SUNRISE

Rock Type - Dolomite/Marble

Size - 10-20mm



Available in:
Bulk Bags, Poly Bags, Loose



WHITE COBBLES

Rock Type - Dolomite

Size - 40-90mm



Available in:
Bulk Bags, Poly Bags, Loose



WHITE PEBBLES

Rock Type - Dolomite

Size - 20-40mm



Available in:
Bulk Bags, Poly Bags, Loose





SLATE

BLUE SLATE

Rock Type - Welsh Slate

Size - 20, 40mm



Available in:
Bulk Bags, Poly Bags, Loose



CHARCOAL SLATE

Rock Type - Welsh Slate

Size - 20, 40mm



Available in:
Bulk Bags, Poly Bags, Loose



GREEN SLATE

Rock Type - Welsh Slate

Size - 20, 40mm



Available in:
Bulk Bags, Poly Bags, Loose



PLUM SLATE

Rock Type - Welsh Slate

Size - 20, 40mm



Available in:
Bulk Bags, Poly Bags, Loose



PLUM SLATE PADDLESTONES

Rock Type - Welsh Slate

Size - 50-100mm



Available in:
Bulk Bags, Poly Bags, Loose



CELTIC PADDLESTONES

Rock Type - Welsh Slate

Size - 100mm+



Available in:
Wire Crates



GRAVEL & CHIPPINGS

BLACK BASALT

Rock Type - Basalt

Size - 10, 14, 20mm



Available in:
Bulk Bags, Poly Bags, Loose



COTSWOLD

Rock Type - Limestone

Size - 4-10, 10-20mm



Available in:
Bulk Bags, Poly Bags, Loose



DERBYSHIRE GOLD

Rock Type - Limestone

Size - 10-20mm



Available in:
Bulk Bags, Poly Bags, Loose



GOLDEN FLINT

Rock Type - Flint

Size - 10, 14, 20mm



Available in:
Bulk Bags, Poly Bags, Loose



GRAPHITE GRANITE

Rock Type - Granite

Size - 14mm



Available in:
Bulk Bags, Poly Bags, Loose



GREEN GRANITE

Rock Type - Granite

Size - 14, 20mm



Available in:
Bulk Bags, Poly Bags, Loose



HERITAGE QUARTZ

Rock Type - Quartzite

Size - 10, 14, 20mm



Available in:
Bulk Bags, Poly Bags, Loose



MOONSTONE

Rock Type - Flint

Size - 10-20mm



Available in:
Bulk Bags, Poly Bags, Loose



MULTI MIX TM

Rock Type - Mixed

Size - 3-8mm, 8-11mm



Available in:
Bulk Bags, Poly Bags, Loose



PEA GRAVEL

Rock Type - Quartzite

Size - 10, 14, 20mm



Available in:
Bulk Bags, Poly Bags, Loose



RED GRANITE

Rock Type - Granite

Size - 10, 14, 20mm



Available in:
Bulk Bags, Poly Bags, Loose



SALMON PINK GRANITE

Rock Type - Granite

Size - 14mm



Available in:
Bulk Bags, Poly Bags, Loose



SILVER GREY GRANITE

Rock Type - Granite

Size - 14mm



Available in:
Bulk Bags, Poly Bags, Loose



STAFFORDSHIRE PINK

Rock Type - Quartzite

Size - 14, 20mm



Available in:
Bulk Bags, Poly Bags, Loose



WHITE LIMESTONE

Rock Type - Limestone

Size - 10, 14, 20mm



Available in:
Bulk Bags, Poly Bags, Loose



YORKSHIRE CREAM

Rock Type - Flint Shingle

Size - 10, 20mm



Available in:
Bulk Bags, Poly Bags, Loose



PEBBLES & COBBLES

DOVE GREY PEBBLES

Rock Type - Quartzite

Size - 8-16mm



Available in:
Bulk Bags, Poly Bags, Loose



EBONY COBBLES

Rock Type - Basalt

Size - 60-120mm



Available in:
Bulk Bags, Poly Bags, Loose



EBONY PEBBLES

Rock Type - Basalt

Size - 15-30, 30-60mm



Available in:
Bulk Bags, Poly Bags, Loose



MEDITERRANEAN COBBLES

Rock Type - Mixed

Size - 60-120mm



Available in:
Net bags supplied in a crate



OCEAN BLUE PEBBLES

Rock Type - Limestone

Size - 14, 20mm



Available in:
Bulk Bags, Poly Bags, Loose



OYSTER PEBBLES

Rock Type - Flint

Size - 10, 14, 20mm



Available in:
Bulk Bags, Poly Bags, Loose



RAINBOW COBBLES

Rock Type - Sandstone

Size - 40-90mm



Available in:
Bulk Bags, Poly Bags, Loose



SCOTTISH COBBLES

Rock Type - Granite

Size - 50-75mm



Available in:
Bulk Bags, Poly Bags, Loose



SCOTTISH PEBBLES

Rock Type - Granite

Size - 8-14, 14-20, 20-30, 30-50mm



Available in:
Bulk Bags, Poly Bags, Loose



TWEED COBBLES

Rock Type - Quartzite

Size - 40-90mm



Available in:
Bulk Bags, Poly Bags, Loose



TWEED PEBBLES

Rock Type - Quartzite

Size - 20-40mm



Available in:
Bulk Bags, Poly Bags, Loose



ROCKERY & BOULDERS

ANGEL WHIRLPOOL

Rock Type - Quartz
Size - 200-300mm



Available in:
Wire Crates



BLUE SLATE ROCKERY

Rock Type - Welsh Slate
Size - c.250mm



Available in:
Wire Crates



CAMBRIAN BOULDERS

Rock Type - Granite/Basalt
Size - 130-250mm



Available in:
Wire Crates



COTSWOLD ROCKERY

Rock Type - Limestone
Size - c.250mm



Available in:
Wire Crates



GREEN GRANITE ROCKERY

Rock Type - Granite
Size - c.250mm



Available in:
Wire Crates



GREEN SLATE ROCKERY

Rock Type - Welsh Slate
Size - c.250mm



Available in:
Wire Crates



LONGSTONE ROCKERY

Rock Type - Limestone
Size - c.250mm



Available in:
Wire Crates



PLUM SLATE ROCKERY

Rock Type - Welsh Slate
Size - c.250mm



Available in:
Wire Crates



RAINBOW BOULDERS

Rock Type - Sandstone
Size - 150-250mm



Available in:
Wire Crates



RED LAGUNA BOULDERS

Rock Type - Quartzite

Size - 200-300mm



Available in:
Wire Crate



RED SANDSTONE ROCKERY

Rock Type - Gritstone

Size - c.250mm



Available in:
Wire Crate



RUSTIC SLATE ROCKERY

Rock Type - Slate

Size - c.250mm



Available in:
Wire Crate



SCOTTISH BOULDERS

Rock Type - Granite

Size - 100-200, 300-500, 500-700mm



Available in:
Wire Crate



SILVER GREY BOULDERS

Rock Type - Granite

Size - 200-250mm



Available in:
Wire Crate



TUMBLER SANDSTONE

Rock Type - Sandstone

Size - 200-300mm



Available in:
Wire Crate



WHITE BOULDERS

Rock Type - Dolomite

Size - c.250mm



Available in:
Wire Crate



YORKSTONE ROCKERY

Rock Type - Gritstone

Size - c.250mm



Available in:
Wire Crate



QUANTIFYING YOUR PROJECT

Understanding how much material is required to complete your project will depend on a few questions.

What depth of material do I need?

Depths will vary depending on the chosen application, the ground conditions, ground undulations and the material grading that's been chosen.

The table below is a simple guide to help but always review depth proposals with the actual material in question on site.

Product Type	Grade Range	Approx. Depths
Small Grades	3-8mm	20mm
Gravel, Chipping & Pebbles	8-14mm	30mm
Gravel, Chipping & Pebbles	14-20mm	50mm
Slates	20-40mm	50mm
Pebbles	Up to 40mm	75mm
Cobbles	Up to 100mm	200mm

Too little material can leave weed membranes visible and too much can result in pooling/sinking underfoot and displacement of material, especially on rounded aggregates.

I've decided on my depth, what next?

The table below gives you material weight, the number of 20kg bags and the number of 850kg bulk bags required for the differing depth options, all based on an area of 10m².

These figures can be ratioed into other m² areas.

Depth	Material for 10m ²	Poly Bags 20kg for 10m ²	Bulk Bags 850kg 10m ²
20mm	340kg	17 Bags	0.4 Bag
30mm	500kg	25 Bags	0.6 Bag
50mm	840kg	42 Bags	1 Bag
75mm	1240kg	62 Bags	1.5 Bags
200mm	3300kg	165 Bags	4 Bags

If you're still unsure, please speak to your stockist or use the simple calculator tool at longrakespar.co.uk.

Quantities suggested are a simple approximated guide. Long Rake Spar cannot be held responsible for any excess or shortfall of material that occur as a result of this guidance.





Alport Lane
Youlgrave
Derbyshire
DE45 1LW

01629 636 210
longrakespar.co.uk

A digital version of our
Brochure is available on
our website.
Please scan the QR code for
a direct link.

